



2018 Homelessness Point-in-Time Count

24 hours in April



1400

individuals and families surveyed

200+

surveyors from shelters, health, corrections and social services sector

118

enumeration sites

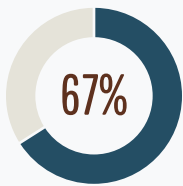
59

community partners

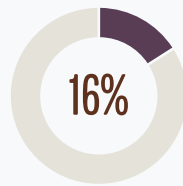
27

street outreach routes

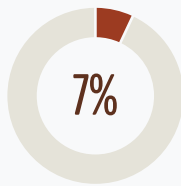
Locations where people experience homelessness



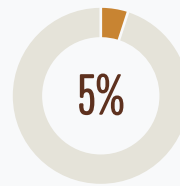
Emergency shelters



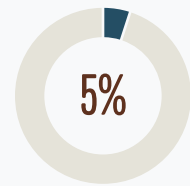
Transitional housing



Couch surfing



Street



Treatment centers, jail or hospital – no fixed address

Indigenous peoples experiencing homelessness



According to census data Indigenous people account for **2.5%** of Ottawa's population yet **24%** of people experiencing homelessness identified as Indigenous

First Nations **45%**

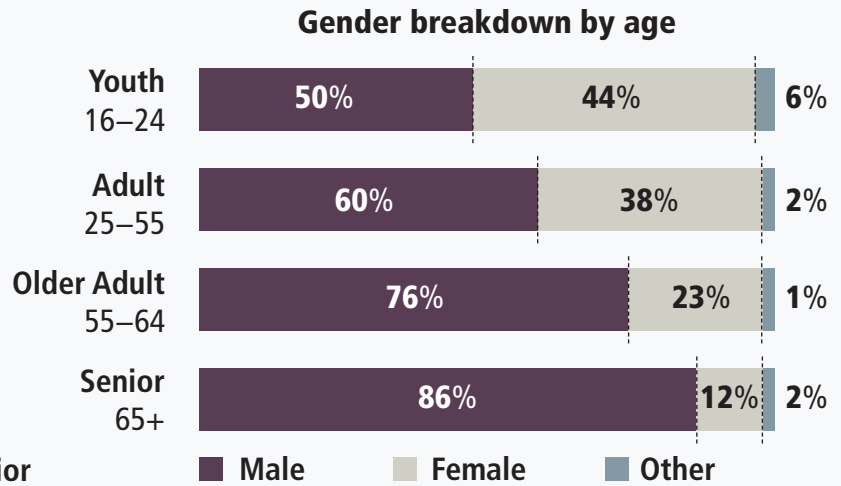
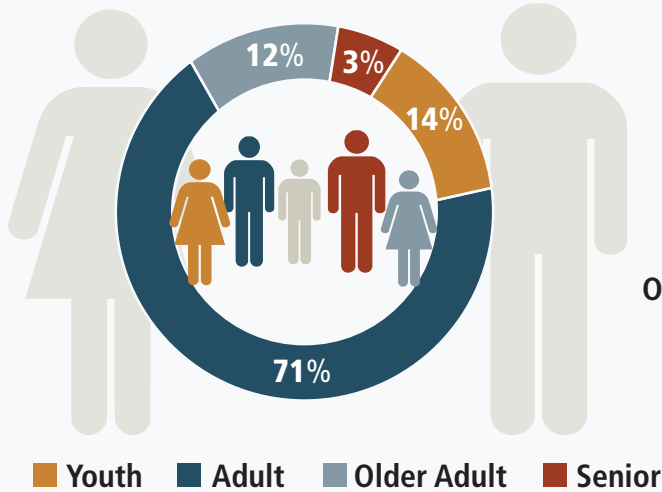
Inuit **23%**

Metis **20%**

Indigenous Ancestry **12%**

Of the **335** Indigenous respondents, **47%** had been in foster care

Age of people experiencing homelessness



Top reasons for most recent housing loss



- Addiction issues
- Unable to pay rent or mortgage
- Incarceration
- Unsafe housing conditions
- Other circumstances

Foster care and/or Group home history

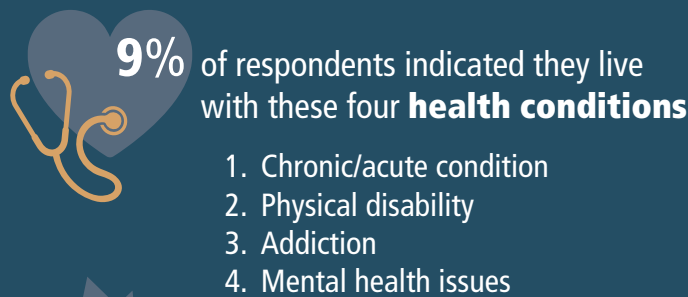


of respondents identified as having been in foster care or a group home

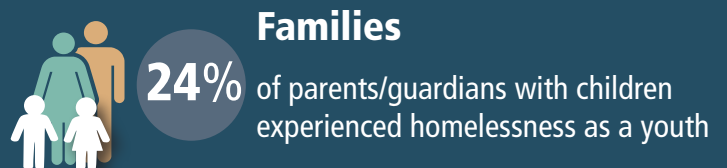
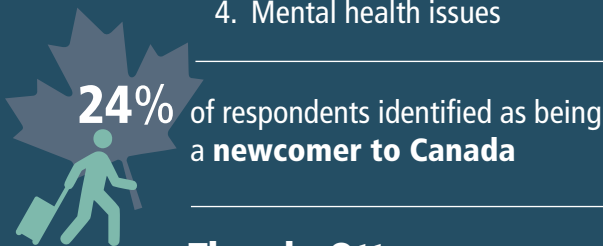
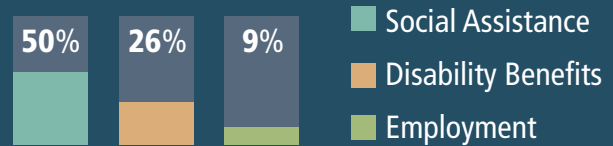
Veterans



5% of respondents identified as being a former military or RCMP member. Of these, **35%** identified as Indigenous



Top three sources of income



Time in Ottawa



Sexual orientation

